

SiLK Tool Suite Quick Reference

Binary Output SiLK Tools

- page Tool summary (*tools without page numbers are not in this guide*)
- rwappend—add records from flow files to end of existing file
 - rwbag—(B) store bag (flow fields with value counts) in file
 - rwbagbuild—(B) create bags from text
 - rwbagtool—(B) manipulate bags
 - rwaggbag—(B) store aggregate bag (fields with aggregate counts) in file
 - rwaggbagbuild—(B) create aggregate bags from text
 - rwaggbagtool—(B) manipulate aggregate bags
 - rwcat—concatenate flow files
 - rwcombine—merges fragmented flows
 - rwdedupe—drop flow records with identical fields
 - 4 rfilter—retrieve/select flow records
 - rwgroup—mark flow records with related field values
 - rwidquery—retrieve flow records matching Snort[®] signature
 - rwipaexport—(O) query IPA catalog to produce **sets/bags/pmaps**
 - rwipaimport—(O) store **sets/bags/pmaps** in IPA catalog
 - rwipfix2silk—convert IPFIX records to SiLK format
 - rwmatch—mark flows to reflect stimulus/response
 - rwnetmask—apply subnet bitmask to addresses
 - rw2yaf2silk—generate flows from packets
 - rwppedupe—(P) drop packets with certain identical fields
 - rw pdu2silk—convert Netflow V5 PDU records to SiLK format
 - rw pmapbuild—(O) generate pmap from text
 - rw pmatch—(P) filter PCAP with existing single-packet-flow file
 - rwptoflow—generate single-packet flows from PCAP file
 - rwrandomizeip—scramble addresses for privacy
 - 14 rwset—(I) generate IPset from flow records
 - 16 rwsetbuild—(I) generate IPset from text
 - 17 rwsettool—(I) manipulate IPsets
 - rw silk2ipfix—(O) convert SiLK records to IPFIX format
 - 22 rwsort—sort flow records
 - rwsplit—divide flow files by size or count
 - rtuc—generate flow records from text

(See back cover for a list of text output tools.)

Key (colors/letters)

- Black tools produce flow binary.
- Green tools produce bag binary. (B)
- Blue tools produce pcap binary. (P)
- Purple tools produce IPset binary. (I)
- Orange tools produce other binary formats. (O)

SiLK Flow Record Fields

#	Name	Description
1	sip	Source IP address
2	dip	Destination IP address
3	sport	Source port
4	dport	Destination port*
5	proto	Protocol value in IP header
6	packets	Packet count
7	bytes	Byte count
8	flags	TCP flags from all packets
9	stime	Start time
10	dur	Duration
11	etime	End time
12	sensor	Sensor name/ID
13	in	(Unused)
14	out	(Unused)
15	nhip	(Used for marking)
16	stype	index from address_types.pmap for source IP address
17	dtype	index from address_types.pmap for destination IP address
18	scc	Country code of source IP address
19	dcc	Country code of destination IP address
20	class	Sensor category
21	type	Flow category (in, out, inweb, outweb, etc.)
22	stime+msec	Start time forcing milliseconds
23	dur+msec	Duration forcing milliseconds
24	etime+msec	End time forcing milliseconds
25	icmptypecode	ICMP type & code
26	initialflags	TCP flags for first packet
27	sessionflags	TCP flags for later packets
28	attributes	Termination conditions
29	application	Service recognition
	itype	ICMP type*
	icode	ICMP code*
	src-mapname	Label for source IP or protocol/port from mapname
	dst-mapname	Label for destination IP or protocol/port from mapname

* ICMP itype and icode are multiplexed and stored in the destination port field.

SILK Parameter Formats

Parameter order is up to the user except that parameters created via `pmaps` and plugins must be defined before they are referenced.

General Parameter Formats

`--name=argument`

Where `name` may be shortened to the minimum prefix not shared with another parameter (e.g. "protocol" can be "pro" but not "pr" for `rwfilter`)

`filename`

Where `name` follows Linux path formats, or may be `stdin` or `stdout` (as appropriate), or named pipe

Argument Formats

<i>Attr-mask</i>	<i>High/Care</i> , where <i>High</i> is series of FTCS, <i>Care</i> is series or - for all
<i>At-file</i>	<i>@path</i> for text file with values, CSV per line
<i>Cc-list</i>	Comma-separated list of country code abbreviations
<i>Cidr-list</i>	Comma-separated list of CIDR blocks (canonical or integer)
<i>Date</i>	YYYY/MM/DDTHH or YYYY/MM/DD
<i>Decimal</i>	<i>Decimal-Decimal</i> or <i>Decimal-</i>
<i>Fieldlist</i>	Comma-separated list of field names or <i>Int-range</i>
<i>Flag-mask</i>	TCP flags as comma-separated list of <i>High/Care</i> where <i>High</i> is series (no separator) of SFARPECU and <i>Care</i> is series or - for all
<i>Group</i>	Text names categorizing sensors from <code>silk.conf</code>
<i>Integer</i>	Any positive whole number, range specified by context
<i>Int-range</i>	<i>Integer-Integer</i> or <i>Integer</i>
<i>Int-list</i>	Comma-separated list of <i>Int-range</i> or <i>Integer</i>
<i>IP-addr</i>	A single CIDR block or a IPv4 or IPv6 (canonical or integer) ; any field of a canonical address can be an <i>int-list</i> or <i>x</i> for all
<i>Sensors</i>	<i>At-file</i> or comma-separated list of names, <i>Int-range</i> , or groups
<i>String</i>	Sequence of characters between quotes
<i>Time</i>	YYYY/MM/DDTHH or YYYY/MM/DDTHH:MM or YYYY/MM/DDTHH:MM:SS or YYYY/MM/DDTHH:MM:SS.mmm (T can be replaced by :)
<i>Time-range</i>	<i>Time-Time</i>

Compression Options (Comp. Opt.)

<i>none</i>	No compression
<i>zlib</i>	Best compression, slower performance
<i>lzo1x</i>	Lesser compression, better performance (default)
<i>best</i>	Implementation defined (currently <i>lzo1x</i>)

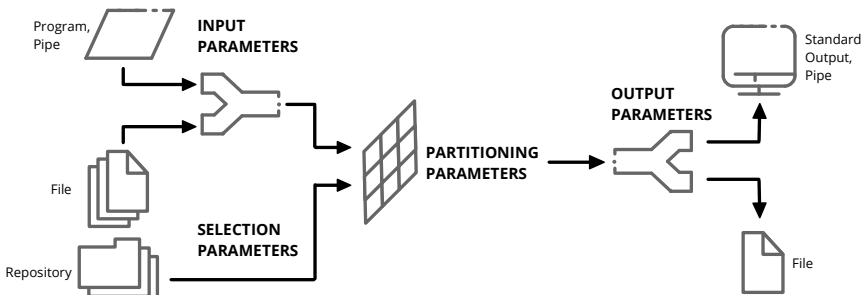
rwfilter

Retrieve flow records from pipe, file, or repository; select records of interest; and store to pipe or file.

Syntax Summary

rwfilter input selection partitioning output other
Input or selection [not both], partitioning, and output are required

How rwfilter Works *



* Other parameters affect the general function of the tool or provide informative output to the user

Examples

Pull outbound traffic to address block for 8 hours:

```
rwfilter --start-date=2018/04/15T00 --end=2018/04/15T07 \  
--sensor=SEN1 --type=out --daddress=10.5.x.x --pass=10-5.rw
```

Pull all inbound traffic for 15 minutes:

```
rwfilter --start=2018/04/15T00 --sensor=SEN1 \  
--stime=2018/04/15T00:00-2018/04/15T00:15 --pass=first-qtr.rw
```

Choose completed TCP flows with content from a file:

```
rwfilter all-outbound.rw --proto=6 --flags-all=SAF/SAF,SAR/SAR \  
--packets=4- --bytes-per=65- --pass=comp-tcp.rw
```

For one hour of traffic, split common protocols from less common into two files:

```
rwfilter --start=2018/04/15T00 --sensor=SEN1 --type=all \  
--proto=1,6,17,50,51 --pass=common.rw --fail=less_common.rw
```

rwfilter Parameters

Min-Name	Description	Arguments
<u>Input Parameters</u>		
data	Root directory of repository	dirname
	Flow file/pipe (no parameter prefix, multiple allowed)	
site-conf	Location of site configuration file	filename
xarg	Read input file names from file/pipe	filename (opt.)
<u>Selection Parameters</u>		
class	Class of sensor to process	string or at-file
end	Final hour of data to process	string
flowtype	Class/type pairs to process	class/type or at-file
sensor	Sensors to process	sensors
start	First hour of data to process	date
type	Types of flow records to process	type or At-file
<u>Output Parameters</u>		
all	Destination for all records	filename/pipe/stdout
fail	Destination for records that fail	filename/pipe/stdout
pass	Destination for records that pass	filename/pipe/stdout
print-miss	Print the names of missing files	none
print-stat	Print a count of total flows	filename (opt.)
print-vol	Print count of flows/packets/bytes	filename (opt.)

Start-date and End-date

		--start-date		
		Hour	Day	None
--end-date	Hour	Hours in explicit range	Ignore end-date hour. Whole days. (Don't do this)	Error
	Day	End-hour is the same as start-hour. # hours = 1, 25, 49, ... (Don't do this)	Whole days.	Error
	None	1 hour	1 day	Current day to present time.

rwfilter Parameters (*continued*)

Min-Name	Description	Arguments
<u>Other Parameters</u>		
compress	Set compression for output	comp. opt.
dry-run	Report command line errors	none
help	Print command summary	none
max-fail	Write at most <i>arg</i> records to fail	integer (0=all)
max-pass	Write at most <i>arg</i> records to pass	integer (0=all)
note-add	Put <i>arg</i> in file header	string
note-file	Put content of <i>arg</i> in file header	filename
plugin	Use plugin to filter records	filename
print-file	Print names of input files	none
thread	Set filter threads	integer
version	Print version	none
<u>Partitioning Parameters</u>		
<i>also class, flowtype, type, sensor from selection</i>		
active	Flow active during this time window	time-range
any-addr	Source or destination address matches IP (and not-)	ip-addr
any-cc	Source or destination country code	country code list
any-cidr	Source or destination address in this list (and not-)	cidr-list
anyset	Source or destination address in this IPset (and not-)	filename
aport	Source or destination port in this list	int-list
app	Flow signature label in list	int-list
attrib	Attribute field matches list	attr-mask
bytes	Byte count within this range	int-range
bytes-per	Byte-per-packet count within this range	dec-range
daddr	Destination address matches IP (and not-)	ip-addr
dcc	address maps country code in list	cc-list
dcidr	Destination address in this list (and not-)	cidr-list
dipset	Destination address in this IPset (and not-)	filename
dport	Destination port in this list	int-list
dtype	Destination address index in address.types.pmap matches <i>arg</i>	integer
dur	Duration in seconds within this range	dec-range
etime	Ending time within this time window	time-range
flags-all	TCP flags match list	flags-mask
flags-init	Initial TCP flags match list	flags-mask
flags-sess	Session TCP flags match list	flags-mask
icmp-code	ICMP or ICMPv6 code is in this list	int-list

rwfilter Parameters (*continued*)

Min-Name	Description	Arguments
<u>Partitioning Parameters (continued)</u>		
icmp-type	ICMP or ICMPv6 type is in this list	int-list
ip-v	IP version in list	int-list
ipa-any	Source or destination address matches expression	string
ipa-dst	Destination address matches expression	string
ipa-s	Source address matches expression	string
next	nhIP field matches IPO (and not-)	ip-addr
nhcidr	nhIP field in this list (and not-)	cidr-list
nhipset	nhIP field in IP set (and not-)	filename
packet	Packet count within this range	int-range
pmap-any-MAPNAME	Source or destination address map labeling matches argument	string
pmap-dst-MAPNAME	Destination address map labeling matches argument	string
pmap-file	Prefix map file to read	filename
pmap-src-MAPNAME	Source address map labeling matches argument	string
proto	Protocol in this list	int-list
python-exp	Run expression	string
python-file	Use Python code to extend processing	filename
saddr	Source address matches IP (and not-)	ip-addr
scc	Source address maps country code in list	cc-list
scidr	Source address in this list (and not-)	filename
sipset	Source address in IP set (and not-)	filename
sport	Source port in this list	int-list
stime	Start time within this time window	time-range
stype	Source address index in address_types.pmap matches Arg	integer
tcp-flag	TCP flags are in the list	FSRPAUEC
tuple-del	Character separating the fields	character
tuple-dir	Specify IP-port mapping <i>forward</i> —as given <i>reverse</i> —flip source and destination <i>both</i> —do either matching	
tuple-field	Fields in five-tuple with values in tuple file	fieldlist
tuple-file	Record five-tuple fields match value combinations in file	filename

rwcut

Display network flow records as columnar or delimited text.

Syntax Summary

```
rwcut formatting-parameters range-parameters output-parameters  
filename ...
```

File or pipe from stdin; default fields are 1-12.

Examples

Quick overview of records in file:

```
rwcut --fields=1-6,stime flows.rw --pager=less
```

Output full records from file in csv format (sed command adds space after each comma):

```
rwcut --all-fields --delim=', ' flows.rw \  
| sed -e 's/,/, /g' >flows.csv
```

Output data with integer IP addresses (rather than dotted-quad) for sorting, plotting etc.:

```
rwcut --ip-format=decimal --fields=sip,dip \  
flows.rw >flows.txt
```

Changing order of columnar display:

```
rwcut --fields=protocol,sip,sport,dip,dport \  
flows.rw >flows.txt
```

Labeling source addresses using a pmap:

```
rwcut --pmap-file=mal:malware.pmap --pmap-col=10 \  
--fields=src-mal,1-7,stime flows.rw >mal-flows.txt
```

Parameters

Min-Name	Description	Arguments
	<u>Output Parameters</u>	
copy	Copy all input SiLK flows to given pipe or file	filename
dry-run	Parse options and print column titles only	none
help	Print command summary	none
help-fields	Print field descriptions	none
output	Send output to given file path	filename
pager	Program to invoke to process output	filename
print-file	Print names of input files as they are opened	none
site-conf	Specify location of the site configuration file	filename
version	Print program version	none

rwcut Parameters (continued)

Min-Name	Description	Arguments
<u>Range Parameters</u>		
all-fields	Print all known fields to the output	none
end-rec	Specify ending record number	integer
fields	Specify fields to print	fieldlist
ipv6-policy	Specify how to handle IPv4 and IPv6 records <i>ignore</i> —drop IPv6 records <i>asv4</i> —convert v6 to v4 else ignore <i>mix</i> —allow both <i>force</i> —convert v4 to v6 <i>only</i> —drop IPv4	
num	Specify number of records to print	integer
pmap-file	Prefix map file to read	map:filename
start-rec	Specify starting record number	integer
tail-recs	Specify starting record number from end of file	integer
xarg	Read input filenames from file or pipe	filename (opt.)
<u>Formatting Parameters</u>		
col	Specify separation character between columns	character
delim	Shortcut for no-columns no-final-del column-sep	character (opt.)
icmp	Print ICMP type & code in sPort and dPort fields	none
integer-sen	Print sensor as an integer	none
integer-tcp	Print TCP flags as an integer	none
ip-format	Specify IP address print format <i>canonical</i> —dotted quad (IPv4) or hexadectet (IPv6) <i>decimal</i> —integers <i>force ipv6</i> —print all addresses as IPv6 <i>hexadecimal</i> —base-16 integers <i>zero-pad</i> —add zeroes to fully fill column	
no-col	Disable fixed-width columnar output	none
no-final	Suppress column delimiter after last field	none
no-titles	Do not print column headers	none

rwcut Parameters (continued)

Min-Name	Description	Arguments
	<u>Formatting Parameters (continued)</u>	
plugin	Load given plugin to add fields	filename
pmap-col	Maximum column width to use for pmap value output	integer
python-file	Use Python code to extend processing	filename
timestamp	Time format options	
	default—yyyy/mm/ddThh:mm:ss.sss	
	iso—yyyy-mm-dd hh:mm:ss.sss	
	m/d/y—mm/dd/yyyy hh:mm:ss.sss	
	epoch—seconds since epoch (ignores tz)	
	utc—use UTC timezone	
	local—use local timezone	
	no-msec—truncate milliseconds	

Formatted Output

```
$ rwcut --fields=1-7 --num-recs=3 web.rw
```

```
      sIP|          dIP|sPort|dPort|pro|  packets|  bytes|
10.0.40.21|192.168.164.227| 443|62396| 6|    13|    2157|
192.168.164.227| 10.0.40.21|62396| 443| 6|    20|    5990|
192.168.163.105| 10.0.40.21|54883| 443| 6|     8|     344|
```

```
$ rwcut --fields=1-7 --num-recs=3 --delim=, web.rw
```

```
sIP,dIP,sPort,dPort,protocol,packets,bytes
```

```
10.0.40.21,192.168.164.227,443,62396,6,13,2157
192.168.164.227,10.0.40.21,62396,443,6,20,5990
192.168.163.105,10.0.40.21,54883,443,6,8,344
```

Padded Fields

Bar-delimited

No Padding, comma delimited

```
$ rwcut -fields=sip,sport,dip,dport --no-title --delim=, --num-recs=3 web.rw
```

```
10.0.40.21,443,192.168.164.227,62396
192.168.164.227,62396,10.0.40.21,443
192.168.163.105,54883,10.0.40.21,443
```

No Column headings

No Padding, comma delimited

Select Columns in select order

rwfileinfo

Print summary information about SiLK binary format files (flow, set,bag, etc.).

Syntax Summary

```
rwfileinfo parameters filename ...
```

All non-file parameters are optional

Examples

Show all summary information on two files:

```
rwfileinfo flows.rw internal-ip.set
```

Show how file generated and any comments:

```
rwfileinfo --fields=command-lines,annotations flows.rw
```

Parameters

Min-Name	Description	Arguments
fields	List of fields to print 1—format(id) 10—record-version 2—version 11—silk-version 3—byte-order 12—packed-file-info 4—compression(id) 13—probe-name 5—header-length 14—annotations 6—record-length 15—prefix-map 7—count-records 16—IPset 8—file-size 17—bag 9—command-lines	fieldlist
help	Print command summary	none
help-fields	Print field descriptions	none
no-titles	Suppress file names and field names	none
site-conf	Specify location of the site configuration file	filename
summary	Print total files; file sizes; records	none
version	Print this program's version	none
xarg	Read input file names from pipe or file	filename (opt.)

Formatted Output

```
$ rwfileinfo --fields=count,command web.rw
web.rw:
  count-records           3125624
  command-lines
    1 rfilter --start=2015/06/10 --end=2015/06/20
--type=inweb,outweb --proto=6 --aport=80,8080,443 --packets=8- --pass=stdout
    2 rwsort --fields=stime
```

Select Fields

Command history in order

rwsiteinfo

Displays information about site collection configuration, including sensor names and numbers. (Replaces `mapsid` command from prior versions of SILK.)

Syntax Summary

```
rwsiteinfo parameters --fields=site-fields  
--fields is required
```

Examples

Print list of all sensor names and numbers:

```
rwsiteinfo --fields=sensor,id-sensor
```

Print sensor name for two sensor numbers:

```
rwsiteinfo --fields=sensor --sensor=0,1
```

Print description of a sensor:

```
rwsiteinfo --fields=describe-sensor --sensor=SEN1
```

Parameters

Min-Name	Description	Arguments
classes	Display listed classes	string or at-file
col	Specify separation characters between columns	character
data	Root of directory containing repository	filename
delim	Shortcut for no-columns no-final-del column-sep	character (opt.)
fields	List of fields to print	site-fields
flowtypes	Display listed class/type pairs	class/type or at-file
group	list of sensor groups to print	groups
help	Print command summary	none
help-fields	Print field descriptions	none
output	Send output to given file path	filename
list-delim	Use specified character in fields list	character
no-col	Disable fixed-width columnar output	filename
no-final	Suppress column delimiter after last	none
no-titles	Do not print column headers	none
pager	Program to invoke to process output	filename
sensors	Display listed sensors	sensors
site-conf	Specify location of the site configuration file	filename

rwsiteinfo *(continued)*

Min-Name	Description	Arguments
timestamp-format	Specify formatting of times	(see <code>rwcut</code> description)
types	Display listed types	type list
version	Print this program's version	none

Site Fields

Field	Description
class	role of sensor as configured*
flowtype	class/type pair*
default-class	default sensor role*
group	name of groups per sensor*
id-flowtype	integer class/type pair*
mark-defaults	indicate use of defaults
id-sensor	integer sensor ID* <i>* These fields also have a :list form</i>
default-type	default flow category*
sensor	name of sensor*
describe-sensor	text description of sensor
type	flow category*
repo-start-date	time of first file
repo-end-date	time of latest file
repo-file-count	number of files

(e.g. `class:list`) that formats the entry as a comma-separated list instead of across multiple lines.

Formatted Output

```
$ rwsiteinfo --fields=type,mark-defaults,repo-start,repo-end
Type|Defaults|          Start-Date|          End-Date|
  In|    +*| 2015/06/02T13:00:00| 2015/06/18T18:00:00|
  out|    +| 2015/06/02T13:00:00| 2015/06/18T18:00:00|
inweb|    +*| 2015/06/02T13:00:00| 2015/06/18T18:00:00|
outweb|    +| 2015/06/02T13:00:00| 2015/06/18T18:00:00|
int2int|    +| 2015/06/02T13:00:00| 2015/06/18T18:00:00|
ext2ext|    +| 2015/06/02T13:00:00| 2015/06/18T18:00:00|
```

Flow type
available

* If default
for rwsiteinfo

Date/time
of first record

Date/time
of last record

rwset

Read binary flow records and generate one or more IPsets.

Syntax Summary

```
rwset option-parameters field-parameters source ...  
Option-parameters and source are optional
```

Examples

Generate sets from source and destination IP addresses or records in file:

```
rwset --sip-file=src.set --dip-file=dst.set flows.rw
```

Generate sets with refiltering:

```
rwfilter --start=2011/04/15T00 --end=2011/04/15T07 \  
--type=out --proto=6 --pass=stdout \  
| rwset --sip=tcp-src.set --copy=stdout \  
| rwfilter stdin --sport=0-1023 --pass=stdout \  
| rwset --sip=tcp-rsvd-src.set
```

Parameters

Min-Name	Description	Arguments
	<u>Option Parameters</u>	
compress	Select compression	comp. opt.
copy	Copy all input SiLK flows to given pipe or file	
help	Print command summary	none
invocation-strip	Remove command history from file header	none
ipv6-policy	Specify how to handle IPv4/v6 records	(see <code>rwcut</code> description)
note-add	Put arg in file header	string
note-file	Put contents of arg in file header	filename
note-strip	Remove note entries from file header	none
print-file	Print names of input files as they are opened	none
record-v	IPset record version for compatibility	0, 2, 3, or 4
site-conf	Specify location of configuration file	filename

rwset *(continued)*

Min-Name	Description	Arguments
	<u>Option Parameters (continued)</u>	
version	Print program version	none
xarg	Read input file names from file or pipe	filename (opt.)
	<u>Field Parameters (at least one needed)</u>	
any-file	Store IPset of both source and destination addresses	filename
dip-file	Store IPset of destination addresses	filename
nhip-file	Store IPset of flow markings	filename
sip-file	Store IPset of source addresses	filename

rwsetbuild

Read text list of IP addresses and produce binary IPset.

Syntax Summary

```
rwsetbuild parameters input output
```

Can use *stdin* for input and *stdout* for output, otherwise filenames

Sample Input File

```
# list.set.txt - containing 10 addresses
10.1.1.1
10.2.2.2
192.168.12.0/29
```

Examples

Generate IPset from one-address-per-line file:

```
rwsetbuild list.set.txt list.set
```

Generate IPset from file with address ranges (colon-separated):

```
rwsetbuild --ip-range=':' ranges.set.txt ranges.set
```

Produce sorted list of unique IP addresses in file:

```
rwsetbuild input.txt stdout | rwcats
```

Parameters

Min-Name	Description	Arguments
compress	Select compression	comp. opt.
help	Print command summary	none
invocation-strip	Remove command history from file header	none
ip-ranges	Allow input of address ranges in IP or integer format (no wildcards)	character (opt.)
note-add	Put <i>arg</i> in file header	string
note-file	Put contents of <i>arg</i> in file header	filename
record-v	IPset record version for compatibility	0, 2, 3, or 4
version	Print program version	none

rwsettool

Perform operations on IPset files to produce new IPset files.

Syntax Summary

`rwsettool operation arg-sets parameters`

Where *arg-sets* is a blank-delimited list of IP set file names

Examples

Merging two sets:

```
rwsettool --union day1.set day2.set --output=either.set
```

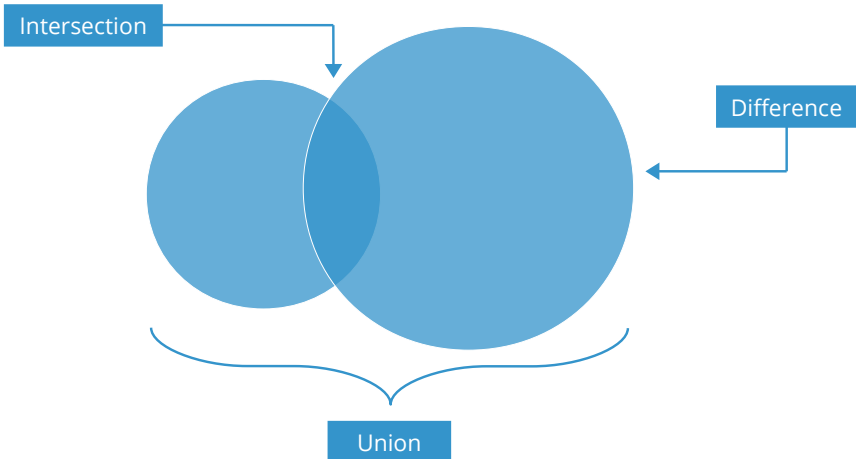
Finding common elements:

```
rwsettool --intersect day1.set day2.set --output=both.set
```

Finding non-common elements:

```
rwsettool --diff day1.set day2.set --output=only.set  
rwsettool --diff day2.set day1.set \  
| rwsettool --union stdin only.set --output=not-comm.set
```

Set Operations



rwsettool Parameters

Min-Name	Description	Arguments
<u>Operations</u>		
diff	Gathers IPs from first input not in other input IPsets	none
intersect	Gathers IPs that exist in ALL the input IPsets	none
mask	Only one IP per block of size in Arg	integer
sample	Only random samples from input; need size or ratio	none
symm	Gathers IPs that are unique to each input IPset	none
union	Gathers IPs that exist in ANY input IPset	none
<u>Option Parameters</u>		
backup	Specify storage of old content when <code>modify</code> is used	filename
compress	Select compression	comp. opt.
fill	Use complete blocks of given prefix length	integer
help	Print command summary	none
invocation-strip	Remove command history from file header	none
modify	Allow output to replace an input file	none
note-add	Put arg in file header	string
note-file	Put contents of arg in file header	filename
note-strip	Remove note entries from file header	none
output	Specify output location replacing old if <code>modify</code> used	filename
ratio	The probability that an individual IP will be sampled	0.0-1.0
record-v	IPset record version for compatibility	0, 2, 3, or 4
seed	The sample size for <code>--sample</code>	decimal
size	The sample size for <code>--sample</code> per input	integer
version	Print program version	none

rwsetcat

Read binary IPset and produce text.

Syntax Summary

```
rwsetcat parameters filename ...
```

All optional

Examples

List IP addresses in IPset into text file:

```
rwsetcat list.set >list.set.txt
```

Count IP addresses from standard input:

```
rwsetcat --count
```

Summarize CIDR /16 blocks (class B subnets) in IPset:

```
rwsetcat --net=16 list.set
```

List IP addresses in IPset as integers (for plotting):

```
rwsetcat --ip-format=decimal list.set
```

List IP addresses in IPset as counts in ranges, concisely:

```
rwsetcat --ip-range list.set
```

List only ranges with 10 or more addresses in set:

```
rwsetcat --ip-range list.set | sed -e '/^ *[1-9]*/d'
```

rwsetcat Parameters

Parameters

Uses the same format parameters as *rwcut*; does not support plugins, *pmap*, or Python.

Min-Name	Description	Arguments
cidr	Print IPs in CIDR block notation	zero or one (opt.)
count	Print the number of IPs	none
help	Print usage summary	none
ip-range	Print IPs as ranges of count—low—high	none
net	Summarize CIDR blocks in set Proto <i>v4</i> : (uses <i>asv4</i> policy, <i>v6</i> : (uses <i>force</i> policy), or blank (counts as <i>v4</i> :) Disp is a comma-separated list of CIDR lengths, letters, or blank (counts as <i>H</i>) For <i>v4</i> , letters are <i>T=0,A=8,B=16,C=24,X=27,orH=32</i> For <i>v6</i> , letters are <i>T=0,H=128</i> Summ is blank (for no summary) or a combination of <i>S</i> —use later list or defaults for <i>v4</i> , <i>A</i> , <i>B</i> , <i>C</i> , <i>X</i> , for <i>v6</i> , <i>48</i> , <i>64</i> <i>/—</i> (if no later list) previous Disp as summary blocks <i>/list—</i> specify another list in Disp format as summary blocks	ProtoDispSumm (opt.)
output	Send output to given file path	filename
pager	Program to invoke to process output	filename
print-file	Print filename as they are processed	zero or one (opt.)
print-ips	Also print IPs if count or statistics parameter present	none
print-stat	Print set statistics	none
version	Print program version	none

rwsetmember

Determine whether IP addresses are members of IP sets

Syntax Summary

```
rwsetmember pattern parameters filename ...  
Parameters and set files are optional; pattern is required
```

Examples

Test if 172.18.14.3 is in set rfc1918.set:

```
rwsetmember 172.18.14.3 rfc1918.set
```

List which files ending in '.set' contain 172.18.14.3:

```
rwsetmember 172.18.14.3 *.set
```

Categorize address in temp.txt based on presence in rfc1918.set:

```
for addr in $(cat test.txt); do  
  rwsetmember --quiet $addr rfc1918.set; r1918=$?  
  if [[ $r1918 == 0 ]]; then  
    echo $addr " private"  
  else  
    echo $addr " public"  
  fi  
done
```

Parameters

Min-Name	Description	Arguments
count	print number of address match pattern per file	none
help	Print command summary	none
quiet	Suppress listing file name on match	none
version	Print this program's version	none

rwsort

Sort binary flow records, merging files if required.

Syntax Summary

```
rwsort --fields=key-fields parameters filename ...  
Parameters and flow files are optional; --fields is required
```

Examples

Ordering flow file by start time:

```
rwsort --fields=stime flows.rw >sorted.rw
```

Ordering flow file by source IP address, then by time:

```
rwsort --fields=sip,stime --output=src-time.rw flows.rw
```

Merging two flow files and ordering by start time:

```
rwsort --fields=stime one.rw two.rw >time-order.rw
```

Parameters

Min-Name	Description	Arguments
compress	Select compression	comp. opt.
help	Print command summary	none
help-fields	Print field descriptions	none
note-add	Put <i>arg</i> in file header	string
note-file	Put contents of <i>arg</i> in file header	filename
output	Output destination	filename
plugin	Load given plugin(s) to add fields	filename
pmap-file	Prefix map file to read. Use before <code>--fields</code>	map:filename
presort	Merge only (do not sort)	none
print-file	Print names of input files as they are opened	none
python	Use Python code to extend processing	filename
reverse	Reverse the sort order	none
site-conf	Site configuration file	filename
sort-buff	Memory allocation for sort buffer	integer[k,M,G]
temp	Store temporary files here	dirname
version	Print this program's version	none
xarg	Read input file names from file or pipe	filename (opt.)

rwcount

Summarize binary flow records across time.

Syntax Summary

```
rwcount parameters filename ...
```

All parameters are optional.

Examples

Generating 30-second counts (the default) of records from standard input, with data proportional to time:

```
rwcount >30-sec.txt
```

Generate five-minute counts from file, with data proportional to time:

```
rwcount --bin-size=300 flows.rw >five-min.txt
```

Generate hourly counts in comma-separated variable (CSV) format, with data only in start time block, from file (including `sed` command to add space after comma):

```
rwcount --bin-size=3600 --delim=',' --load-scheme=1 flows.rw \  
| sed -e 's/,/, /g' >hr.csv
```

Generate 12-minute counts (calculated in-line), with data proportional to time:

```
rwcount --bin-size=$((12*60)) flows.rw >12-min.txt
```

Common bin-size Values

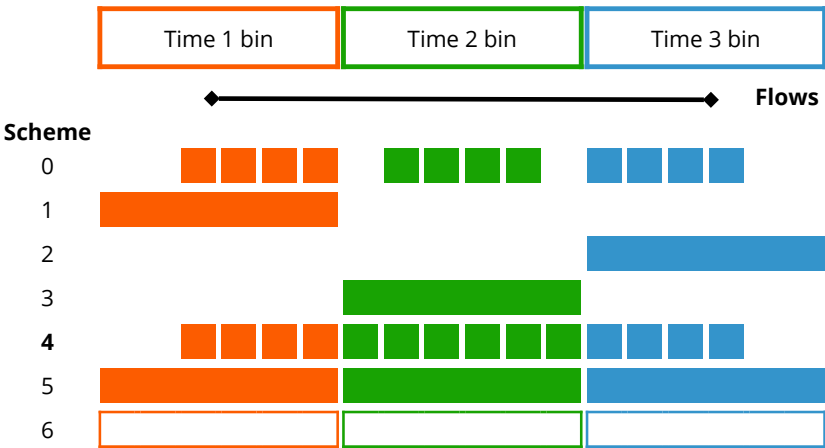
Interval	bin-size Value
5 min	300
10 min	600
15 min	900
30 min	1800
Hour	3600
Day	86400
Week	604800

rwcount Parameters

Also format parameters as *rwcut* takes, but no *plugin*, *pmap*, or *python*

Min-Name	Description	Arguments
bin-size	Size of bins in seconds (default 30.000)	decimal
bin-slots	Print bin labels using the internal bin index	none
copy	Copy all input SiLK flows to given pipe or file	filename
end	Print bins until this time	time
epoch	Print bin labels using epoch time	none
help	Print command summary	none
load	Specifies handling of flows that span bins 0—split volume EVENLY across the bins 1—fill FIRST appropriate bin with complete volume 2—fill LAST appropriate bin with complete volume 3—fill CENTERMOST bin with complete volume 4—split volume into bins proportional to time ACTIVE 5—assign MAXIMUM possible volume for each bin 6—assign MINIMUM possible volume for each bin <i>(for 5 and 6, the sum of all bin values may not match the total volume)</i>	integer

Load Schemes



rwcount Parameters (continued)

Min-Name	Description	Arguments
output	Send output to given file path (default stdout)	filename
pager	Program to invoke to process output	filename
print-file	Print file names as they are opened	none
site-conf	Specify location of the site configuration file	filename
skip-zero	Don't print bins that have no flows	none
start	Print bins from this time forward	time
version	Print this program's version	none
xarg	Read input file names from pipe or file	filename (opt.)

Formatted Output

```
$ rwcount --bin-size=600 < flows.rw
```

Date	Records	Bytes	Packets
2015/06/17T14:00:00	466.00	798757.00	3423.00
2015/06/17T14:10:00	394.00	104668.00	1622.00
2015/06/17T14:20:00	382.43	104159.18	1621.86
2015/06/17T14:30:00	393.57	107100.82	1670.14
2015/06/17T14:40:00	9335.01	15559931.61	191709.67
2015/06/17T14:50:00	10885.11	16541697.17	187619.55
2015/06/17T15:00:00	7.70	75830.56	897.45
2015/06/17T15:10:00	0.17	21466.66	383.33

Time stamp for earliest moment in BIN

Number of flow records in BIN

Number of bytes in BIN

Number of packets in BIN

rwstats

Generate top N, bottom N, or descriptive statistics from file.

Syntax Summary

(Two alternative forms)

Generate descriptive statistics:

```
rwstats --overall filename ...
rwstats --detail=protocol-list filename ...
Overall or by protocol, specify filename or pipe from stdin
```

Generate top/bottom N lists:

```
rwstats --fields=fieldlist --values=vallist
--top bound options filename ...
rwstats --fields=fieldlist --values=vallist
--bottom bound options filename ...
```

where *vallist* is a comma-separated list of bytes, packets, flow records, sip-distinct, dip-distinct or distinct:KEYFIELD

Examples

Find 10 highest-volume IP pairs:

```
rwstats --fields=sip,dip --values=bytes --top --count=10 flows.rw
```

Find all destination ports that get more than ten percent of the traffic by frequency:

```
rwstats --field=dport --values=records --top --percent=10 flows.rw
```

Print descriptive statistics on traffic volumes:

```
rwstats --overall flows.rw
```

Formatted Output

```
$ rwstats --fields=bytes --values=records --top --count=3 maybe.rw
INPUT: 19983 Records for 18 Bins and 19983 Total Records
OUTPUT: Top 3 Bins by Records
```

bytes	Records	%Records	cummul_%
40	11476	57.428814	57.428814
284	1436	7.186108	64.614923
285	1434	7.176100	71.791022

Overall Description

Key Field

Value Field

Case Percentage

Cumulative Percentage

rwstats Parameters

Min-Name	Description	Arguments
	<u>Bounds</u>	
bottom	Apply bounds from within key with lowest value	none
count	Specify N (0 means print all)	integer
percent	Specify percent for bound. Only for bytes, packets, or flows	decimal
threshold	Specify value for bound (not from plugins)	integer
top	Apply bounds from key with highest value	none
	<u>Options</u>	
bin-time	Specify bin size for time keys	decimal
copy	Copy all input SiLK flows to given pipe or file	filename
help	Print command summary	none
help-fields	Print field descriptions	none
ipv6-policy	Specify how to handle IPv4/v6	(see <code>rwcut</code> description)
legacy-help	Print help for legacy switches	none
no-per	Don't print the percentage columns	none
output	Send output to given file path	filename
pager	Program to invoke to process output	filename
presort	Assume input has been presorted for fields	none
print-file	Print names of input files	none
site-conf	Specify location of the site configuration file	filename
temp	Store temporary files in this directory	dirname
version	Print program version	none
xarg	Read input file names form file or pipe	filename (opt.)

rwuniq

Summarize traffic volumes based on unique combinations of flow record fields.

Syntax Summary

```
rwuniq --fields=fieldlist --values=vallist options filename ...
```

Options and filename are optional; values may be replaced by counting parameters

Examples

Generate byte count totals of protocols grouped by hour from a file:

```
rwuniq --fields=proto,stime --bin-time=3600 --values=bytes flows.rw
```

Generate byte count totals and number of source addresses of high-volume flows by destination ports from a file:

```
rwuniq --fields=dport --values=bytes,distinct:sip --bytes=10000- maybe.rw
```

Generate contrasting views of traffic by size and by source port:

```
rwuniq --fields=bytes --values=records,distinct:dip \  
--output=bytes --copy=stdout flows.rw \  
| rwuniq --fields=sport --values=records,distinct:dip --output=sport.txt
```

Count source ports per source address:

```
rwuniq --fields=sip --values=distinct:sport flows.rw
```

Count bytes, packets, and flow records by protocol, reporting in protocol number:

```
rwuniq --fields=protocol --values=bytes,packets,flows --sort flows.rw
```

Generate byte and flow counts per source address, limiting output to bins between 5,000 and 10,000 bytes:

```
rwuniq --fields=sip --values=bytes,records --threshold=bytes=5000-10000 \  
--sort flows.rw
```

Formatted Output

```
$ rwuniq --fields=dport --values=bytes,distinct:sip maybe.rw
```

dPort	Bytes	sIP-Distin
22	2492768	1
7051	636478	1
7052	635862	1



Key field



Value fields

rwunig Parameters

Min-Name	Description	Arguments
<u>Option Parameters</u>		
bin-time	Specify bin size for time keys	decimal
copy	Copy all input SiLK flows to given pipe or file	filename
epoch-time	Prints times as count of seconds since epoch	none
fields	Field combination for bins	fieldlist
help	Print command summary	none
help-fields	Print field descriptions	none
ipv6-policy	Specify how to handle IPv4/v6	(see <code>rwcut</code> page)
output	Send output to given file path	filename
pager	Program to invoke to process output	filename
presort	Assume input has been presorted for fields	none
print-file	Print names of input files	none
site-conf	Specify location of the site configuration file	filename
temp	Store temporary files in this directory	dirname
version	Print program version	none
xarg	Read input file names from file or pipe	filename (opt.)
<u>Counting Parameters</u>		
all	Bytes, packets, flows, stime, and etime	none
bytes	Sum bytes in each binj	int-range
dip-dist	Count distinct destination addresses in each bin	int-range
flows	Count flow records in each bin	int-range
packets	Sum packets in each bin	int-range
sip-dist	Count distinct source addresses in each bin	int-range
threshold	Limit output using value limits; argument is value=MIN OR value=MIN-MAX	
values	Value(s) to compute: bytes, packets, records, distinct:KEYFIELD, stime-earliest, flows, etime-latest	valuelist

Notes

IP Protocols

Num	Name	Description	Header bytes	
			IPv4	IPv6
0	HOPOPT	IPv6 Hop-by-Hop		48
1	ICMP	Internet Control Messages	28	
2	IGMP	Internet Group Management	28	
3	GGP	Gateway-to-Gateway	24	
4	IPv4	IPv4 Encapsulation	40	60
6	TCP	Transmission Control	40	60
8	EGP	Exterior Gateway	30	50
9	IGRP	Interior Gateway	28	
17	UDP	User Datagram	28	48
27	RDP	Reliable Data	38	58
28	ITRP	Internet Reliable Transaction	28	48
41	IPv6	IPv6 Encapsulation	60	80
43	IPv6-Route	IPv6 Routing Header		48
44	IPv6-Frag	IPv6 Fragment Header		48
46	RSVP	Reservation Protocol	28	48
47	GRE	Generic Route Encapsulation	28	44
50	ESP	Encap Security Payload	28	48
51	AH	Authentication Header	32	52
53	SWIPE	IP with Encryption	28	48
58	ICMP	ICMP for IPv6		44
59	NoNxt	No Next Header for IPv6		48
60	IPv6-Opts	Destination Options for IPv6		48
88	EIGRP	Enhanced Interior Gateway Routing	40	60
98	ENCAP	Encapsulation Header	28	48
99		Private Encryption	20	40
132	SCTP	Stream Control Transmission	32	52
143-252		<i>Unassigned</i>	--	
253-254		<i>Experimental</i>	--	
255		<i>Reserved</i>	--	

SiLK Commands (*continued*)

Text Output SiLK Tools

- page Tool summary (*tools without page numbers are not in this guide*)
- rwbagcat—display and characterize bag content
 - rwaggbagcat—display and characterize aggregate bag content
 - rwcompare—determine if two flow files are identical
 - 23 rwcount—time-series counts
 - 8 rwcut—text from flows
 - rwfglob—list repository files from rfilter selection parameters
 - 11 rwfileinfo—describe file contents
 - rwpcut—display packet fields of PCAP data
 - rwpmmapcat—display pmap content
 - rwpmmaplookup—display pmap label for IP address
 - rwresolve—perform DNS lookup from IP address text
 - rwscan—apply scan detection models to flows
 - rwscanquery—query the network scan database
 - 19 rwsetcat—display IP set content
 - 21 rwsetmember—determine which IP sets have this address
 - 12 rwsiteinfo—display repository information as configured
 - 26 rwstats—generate top N/bottom N counts or protocol statistics
 - 28 rwuniq—generate aggregate counts
- (See front cover for binary output tools.)

For More Information

- <https://tools.netsa.cert.org/silk/docs.html>
- *Network Traffic Analysis With SiLK*—tutorial on how to use the SiLK tools to analyze network traffic
- *PySiLK; SiLK in Python*—reference guide for manipulating SiLK flow data within Python
- *The SiLK Reference Guide*—every SiLK manual page in a single document
- *SiLK Installation Handbook*—instructions on configuring, building, and installing SiLK at your site

Copyright 2023 Carnegie Mellon University.

This material is based upon work funded and supported by the Department of Homeland Security under Contract No. FA8702-15-D-0002 with Carnegie Mellon University for the operation of the Software Engineering Institute, a federally funded research and development center sponsored by the United States Department of Defense.

The view, opinions, and/or findings contained in this material are those of the author(s) and should not be construed as an official Government position, policy, or decision, unless designated by other documentation.

This report was prepared for the SEI Administrative Agent AFLCMC/AZS 5 Eglin Street Hanscom AFB, MA 01731-2100

NO WARRANTY. THIS CARNEGIE MELLON UNIVERSITY AND SOFTWARE ENGINEERING INSTITUTE MATERIAL IS FURNISHED ON AN "AS-IS" BASIS. CARNEGIE MELLON UNIVERSITY MAKES NO WARRANTIES OF ANY KIND, EITHER EXPRESSED OR IMPLIED, AS TO ANY MATTER INCLUDING, BUT NOT LIMITED TO, WARRANTY OF FITNESS FOR PURPOSE OR MERCHANTABILITY, EXCLUSIVITY, OR RESULTS OBTAINED FROM USE OF THE MATERIAL. CARNEGIE MELLON UNIVERSITY DOES NOT MAKE ANY WARRANTY OF ANY KIND WITH RESPECT TO FREEDOM FROM PATENT, TRADEMARK, OR COPYRIGHT INFRINGEMENT.

[DISTRIBUTION STATEMENT A] This material has been approved for public release and unlimited distribution. Please see Copyright notice for non-US Government use and distribution.

Internal use: Permission to reproduce this material and to prepare derivative works from this material for internal use is granted, provided the copyright and "No Warranty" statements are included with all reproductions and derivative works.

External use: This material may be reproduced in its entirety, without modification, and freely distributed in written or electronic form without requesting formal permission. Permission is required for any other external and/or commercial use. Requests for permission should be directed to the Software Engineering Institute at permission@sei.cmu.edu.

These restrictions do not apply to U.S. government entities.

Carnegie Mellon® and CERT® are registered in the U.S. Patent and Trademark Office by Carnegie Mellon University. DM23-0566